

# User' s Guide for Mobile App Installation(Update, etc.)

## 1

### Mobile Card App Installation(Update)

#### 1. App(Application) Download(Installation)

- **Android:** Search "Gyeongsang National University Electronic Attendance" in the Play Store and install the App (application)
- **I Phone:** Search after entering <http://check.gnu.ac.kr/app> or scanning QR in Safari or Internet window

QR코드



#### 2. App(Application) Login ID/Password

- **[Student] Same as My GNU(Integrated Academic Information System) ID(student number)/ Password**
  - ※ If the password of My GNU(Integrated Academic Information System) is changed, the 'Gyeongsang National University Electronic Attendance App' will automatically be linked after one day. If you need to login with the changed password immediately, call 051-553-1545, 1547.
- **[Employee] Same as GNU integrated certification ID(Employee number)/ Password**
  - ※ chrome 또는 explorer Edge로 "<https://accounts.gnu.ac.kr/common/login/login.do>" 접속
  - ※ Initial password on the first integrated certification registration: 8 digits of date of birth
  - Access "<https://accounts.gnu.ac.kr/common/login/login.do>" with chrome or explorer edge

#### 3. Date of applying: After 2022. 3. 1.(Tue)

#### 4. Update(If an existing App is installed)

- **[Student, Professor(Class 0)]** Update existing App when running or via pop-up
- **[Employee]**
  - **Android:** Search "Gyeongsang National University Electronic Attendance" in the Play Store and install the App(application)
  - **I Phone:** Search after entering <http://check.gnu.ac.kr/app> or scanning QR in Safari or Internet window(Re-installation)

#### 5. Program Error Inquiry: Xid System Co., LTD (051-553-1545, 1547)

## 2

# Mobile Card App Installation(Update) Details

## 1 Generate Mobile Card via App Installation

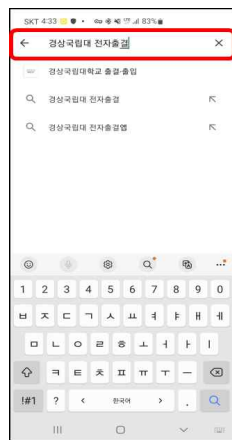
### Android

- **(Installation)** Search “Gyeongsang National University Electronic Attendance” in the Play Store and install the App(application)

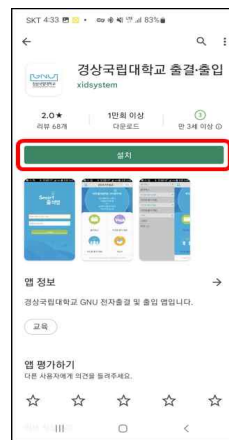
- ① Run the Play Store → ② Search “Gyeongsang National University Electronic Attendance” App in the search bar → ③ Install the App → ④ Run the App



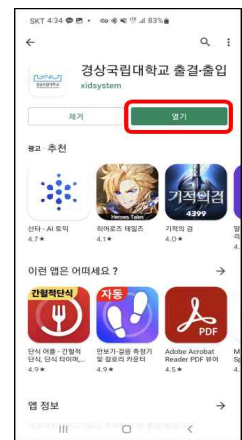
① Run the Play Store



② Search the App



③ 앱 설치  
③ Install the App



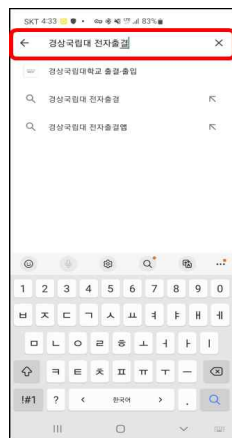
④ 앱 실행  
④ Run the App

- **(Update):** Search “Gyeongsang National University Electronic Attendance” in the Play Store and Proceed App(application) updating

- ① Run the Play Store → ② Search “Gyeongsang National University Electronic Attendance” App in the search bar → ③ Update the App → ④ Run the App



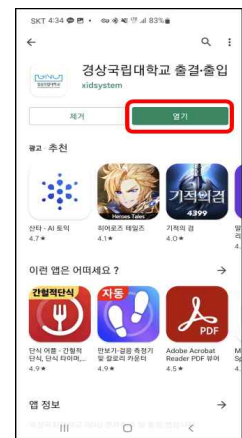
① Run the Play Store



② Search the App



③ Update the App



④ Run the App